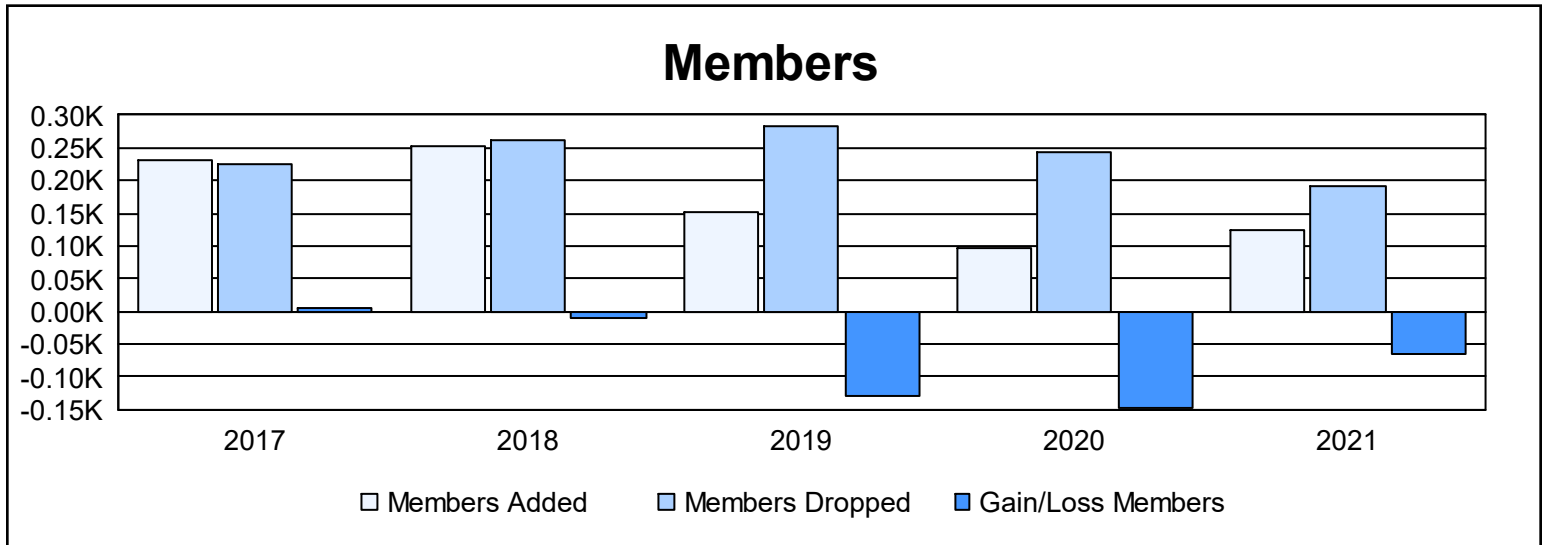
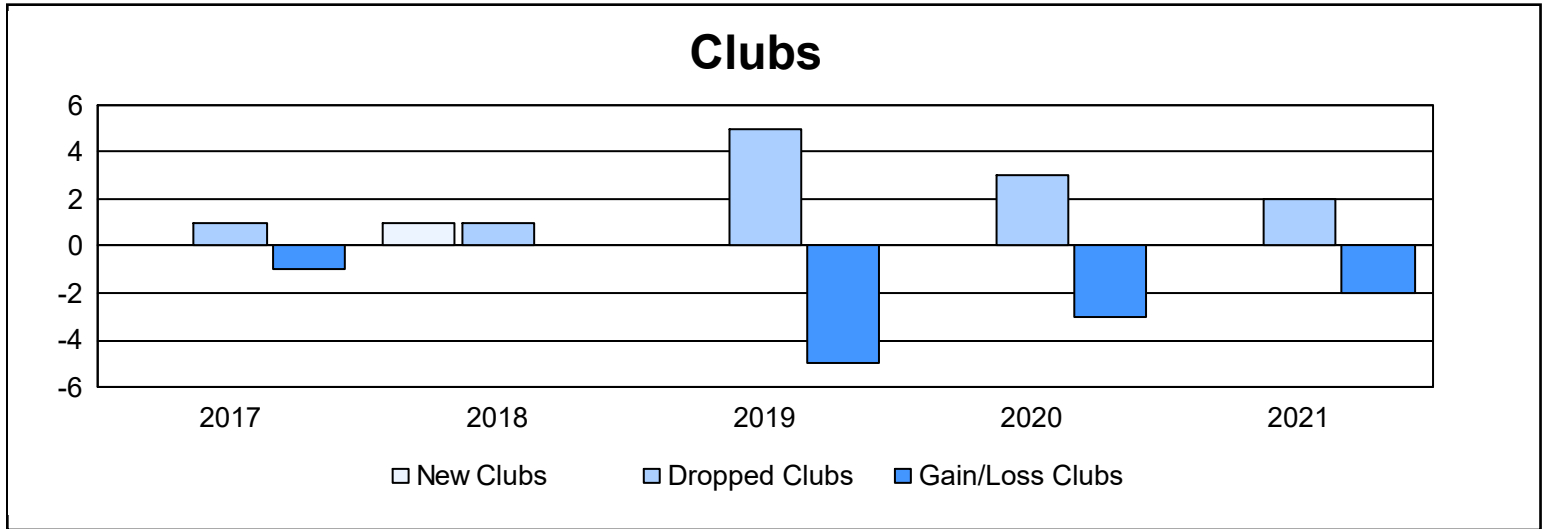
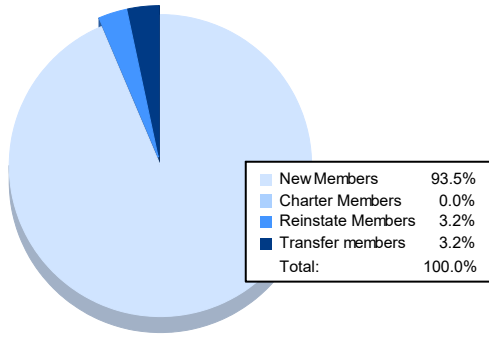


Year	New Clubs	Dropped Clubs	Gain/ Loss Clubs	New Members	Charter Members	Reinstate Members	Transfer Members	Total Member Added	Total Members Dropped	Gain/ Loss Members
2016-2017	0	1	-1	202	1	13	14	230	226	4
2017-2018	1	1	0	215	22	3	12	252	263	-11
2018-2019	0	5	-5	130	0	5	18	153	283	-130
2019-2020	0	3	-3	79	0	4	13	96	244	-148
2020-2021	0	2	-2	116	0	4	4	124	190	-66
<b>Average</b>	<b>0</b>	<b>2</b>	<b>-2</b>	<b>148</b>	<b>5</b>	<b>6</b>	<b>12</b>	<b>171</b>	<b>241</b>	<b>-70</b>



### Membership Composition June 2021 Cumulative



### Gender Composition June 2021 Cumulative

